

»Typhoon« type

Steplessly adjustable, lightweight and ergonomically optimised high-volume blow gun with exceptionally high blowing power. The »Typhoon« model, which achieves approximately three times the blowing power of conventional guns, rests comfortably and securely in the hand even when full pressure is applied. Extension tubes can be supplied for blowing out inaccessible points.

In combination with safety nozzles, this blow gun meets a wide range of safety requirements.

Material	Aluminium
Hand lever	Die-cast aluminium
Max. operating pressure	10 bar
Thread	G 1/4
Nozzle	1/2" – 27 UNS
Noise level at 9.65 bar (Standard nozzle)	85 dB(A)

Flow rates of the gun body:

Pressure bar:	2.07	3.45	5.17	6.9	8.28	8.97	9.65
Air consumption l/min.:	420	540	620	710	820	850	910

High-volume blow gun with standard nozzle

Art. No.	Type No.	Type of connection
114429	29 A	Stem, I.D. 6
114430	29 B	Stem, I.D. 9
114431	29 C	Stem, I.D. 13
118124	29 V	G 1/4 IT
114432	29 K	Push-in plug for DN 7.2 - 7.8 couplings



29 K

High-volume blow gun with multijet nozzle

Art. No.	Type No.	Type of connection
133838	29 A-MJ	Stem, I.D. 6
133839	29 B-MJ	Stem, I.D. 9
133840	29 C-MJ	Stem, I.D. 13
135937	29 V-MJ	G 1/4 IT
133481	29 K-MJ	Push-in plug for DN 7.2 - 7.8 couplings



29 V-MJ

High-volume blow gun, without nozzle

Art. No.	Type No.	Type of connection
114442	29 A-KD	Stem, I.D. 6
114443	29 B-KD	Stem, I.D. 9
114444	29 C-KD	Stem, I.D. 13
137644	29 V-KD	G 1/4 IT
114445	29 K-KD	Push-in plug for DN 7.2 - 7.8 couplings




29 A-KD

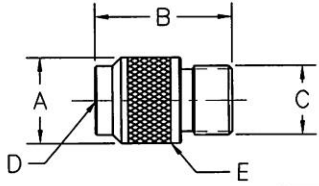
Nozzle		
Art. No.	Type No.	Description
114435	29.550	Standard nozzle, 1/2-27 UNS male
114436	29.551	Nozzle for extension pipe, 1/2-27 UNS female
133848	29.552	Multijet nozzle, Exterior thread 1/2-27 UNS UNS
114437	29.560	Adapter for needle valve nozzles and rubber nozzles, 1/2-27 UNS (male thread), 1/8-27 NPSM (female thrad)
114438	29.562	Needle Nozzle outer- \varnothing 1,27 mm, length: 30 mm, 1/8-27 NPSM, Adapter 29.560 required
114439	29.563	Needle Nozzle outer- \varnothing 1,87 mm, length: 44 mm, 1/8-27 NPSM, Adapter 29.560 required
114440	29.564	Needle Nozzle outer- \varnothing 2,43 mm, length: 62 mm, 1/8-27 NPSM, Adapter 29.560 required
114441	29.565	Needle Nozzle outer- \varnothing 3,40 mm, length: 70 mm, 1/8-27 NPSM, Adapter 29.560 required
133849	29.566	Rubber tapered nozzle, 1/8-27 NPSM, adapter required
133850	29.567	Rubber bypass nozzle, 1/8-27 NPSM, adapter required

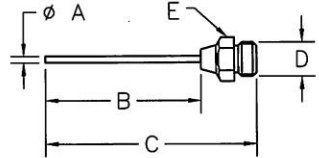
Extension pipe with multijet nozzle			
Art. No.	Type No.	Description	Connecting thread
133842	29.150	Extension pipe 150 mm with standard nozzle	1/2-27 UNS
114433	29.300	Extension pipe 300 mm with standard nozzle	1/2-27 UNS
114434	29.600	Extension pipe 600 mm with standard nozzle	1/2-27 UNS
133843	29.900	Extension pipe 900 mm with standard nozzle	1/2-27 UNS

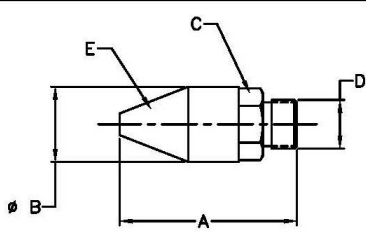
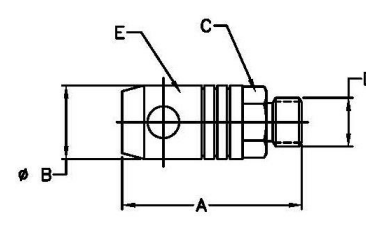
Extension pipe with multijet nozzle			
Art. No.	Type No.	Description	Connecting thread
133844	29.150-MJ	Extension pipe 150 mm with multijet nozzle	1/2-27 UNS
133845	29.300-MJ	Extension pipe 300 mm with multijet nozzle	1/2-27 UNS
133846	29.600-MJ	Extension pipe 600 mm with multijet nozzle	1/2-27 UNS
133847	29.900-MJ	Extension pipe 900 mm with multijet nozzle	1/2-27 UNS

Extension pipe without nozzle for use with safety nozzles, 1/2 - 27 UNS connection				
Art. No.	Type No.	Description	Material	Connecting thread
114447	29.150-S	Extension tube straight, 150 mm	Aluminium	1/2-27 UNS
114448	29.300-S	Extension tube straight, 300 mm	Aluminium	1/2-27 UNS
114449	29.600-S	Extension tube straight, 600 mm	Aluminium	1/2-27 UNS
114450	29.900-S	Extension tube straight, 900 mm	Aluminium	1/2-27 UNS
114451	29.150-SG	Extension tube bent, 150 mm	Aluminium	1/2-27 UNS
114452	29.300-SG	Extension tube bent, 300 mm	Aluminium	1/2-27 UNS
114453	29.600-SG	Extension tube bent, 600 mm	Aluminium	1/2-27 UNS
114454	29.900-SG	Extension tube bent, 900 mm	Aluminium	1/2-27 UNS



	A (mm)	B (mm)	C (Thread)	D (Thread)	E (Finish)	Weight (grams)
	16	25.4	1/2-27 UNF-2A	1/8-27 NPSM-2B	Nickel Plate	17.4

	A (mm)	B (mm)	C (mm)	D (Thread)	E (Mat.)	E (Finish)	Weight (grams)	
	114438	1.3	30	1/8-27 NPSM-2A	11 mm Hex Brass	Nickel Plate	6,7	
	114439	1.8	45				6,8	
	114440	2.4	63				79	7,4
	114441	3.4	70				86	8,4

	A (mm)	B (mm)	C (mm)	D (Thread)	E (Mat.)	C (Finish)	Weight (grams)
	36	15	12.7 Hex Brass	1/8-27 NPSM-2A	Black Buna N Rubber	Nickel Plate	11
	36	15	12.7 Hex Brass	1/8-27 NPSM-2A	Black Buna N Rubber	Nickel Plate	12

If correctly designed, these noise-reducing nozzles guarantee a lower noise level than conventional one-hole types with an identical blowing force.

They are usually fitted with a noise-reducing plastic insert and they are recommended by the German BGIA (Institute for Occupational Safety and Health).

Low-noise fine-spray nozzle, 1/2 - 27 UNS connection

Art. No.	Type No.	Material	Length mm	Nozzle O.D. mm	Sizzle height mm	Diagram
114455	29.101	Nickel-plated steel, brass	45.0	10	-	1
114456	29.102	Nickel-plated steel, brass	45.0	10	-	2

Low-noise round nozzle, 1/2 - 27 UNS connection

Art. No.	Type No.	Material	Length mm	Nozzle O.D. mm	Sizzle height mm	Diagram
114457	29.201	Aluminium	55.0	11	-	3
114458	29.202	Aluminium	50.0	10	-	4
114459	29.203	Aluminium	41.0	13	-	5
114460	29.206	Aluminium	35.0	11	-	8

Low-noise flat nozzle, 1/2 - 27 UNS connection

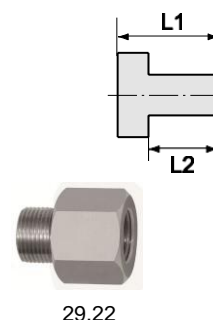
Art. No.	Type No.	Material	Length mm	Nozzle width mm	Sizzle height mm	Diagram
114461	29.401	Nickel-plated brass	100.0	21.5	22x5	11
114462	29.402	Nickel-plated brass	100.0	29.0	29.5x5	12
114463	29.403	Nickel-plated brass	100.0	21.0	21x6.5	13

⇒ For noise, air consumption and blowing force values, see diagrams 1-17 on the following pages



Adapter for the use of safety nozzles with connection M12x1.25 with »Typhoon« blow gun

Art. No.	Type No.	Male	Female	L1 mm	L2 mm	a/f mm
114446	29.22	1/2" - 27 UNS	M12x1.25	25.0	9.0	17



Adapter for the use of safety nozzles G 1/4 with »Typhoon« blow gun and aluminium blow gun

Art. No.	Type No.	Male	Female	L1 mm	L2 mm	a/f mm
133177	29.14	1/2" - 27 UNS	G 1/4	25.0	9.0	17
133178	22.14	M12x1.25	G 1/4	26.0	10.0	-



Noise table for safety nozzles

Compared to standard one-hole types

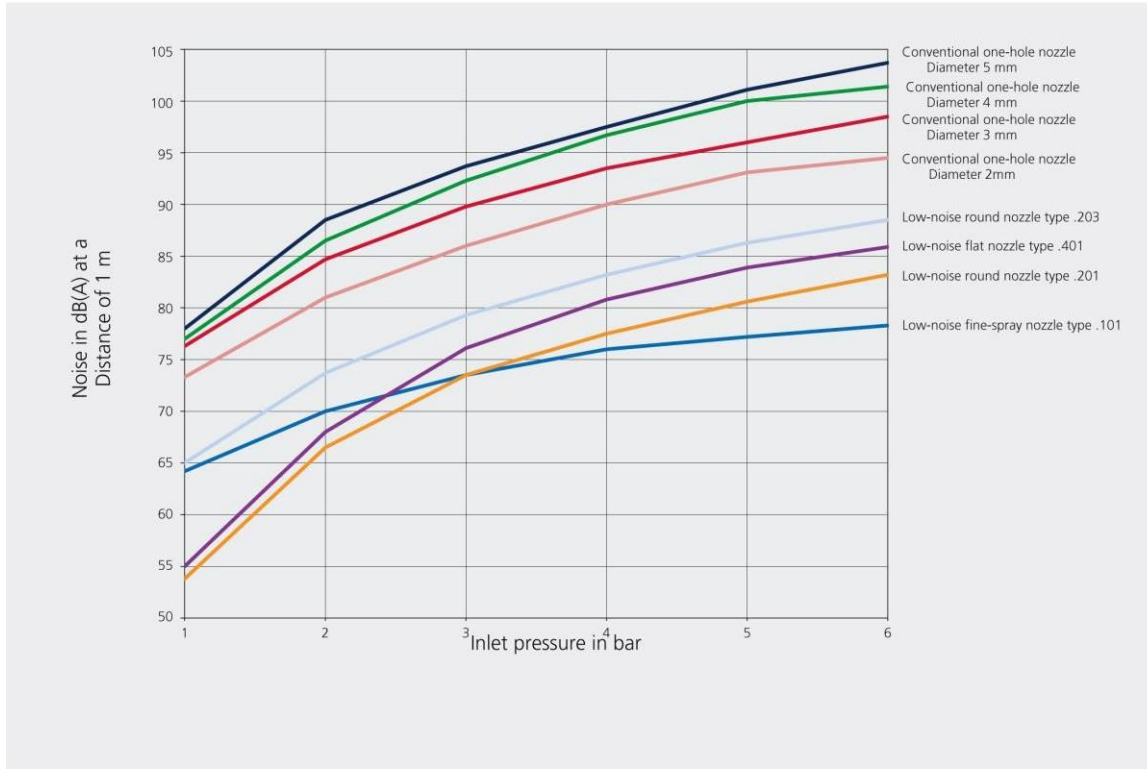


Diagram safety nozzles

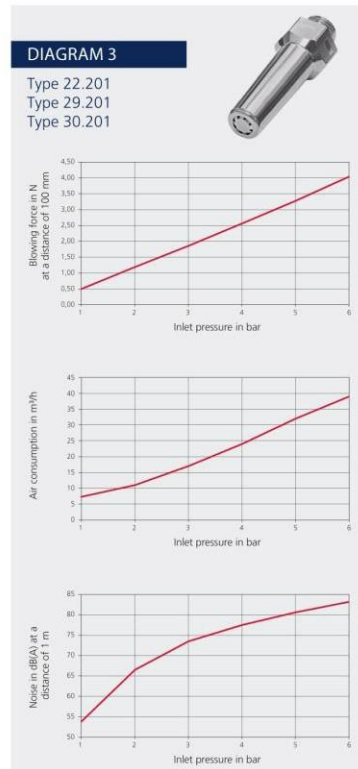
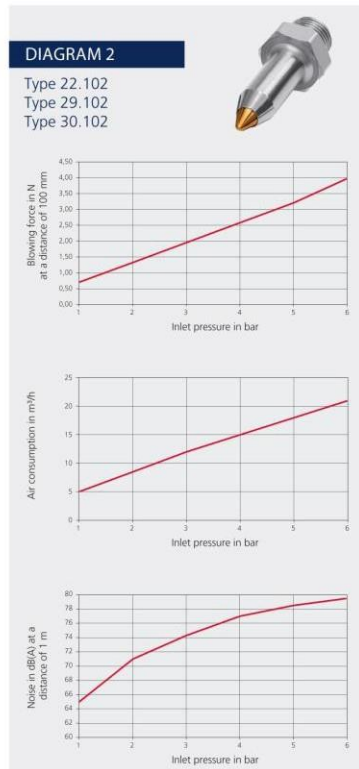
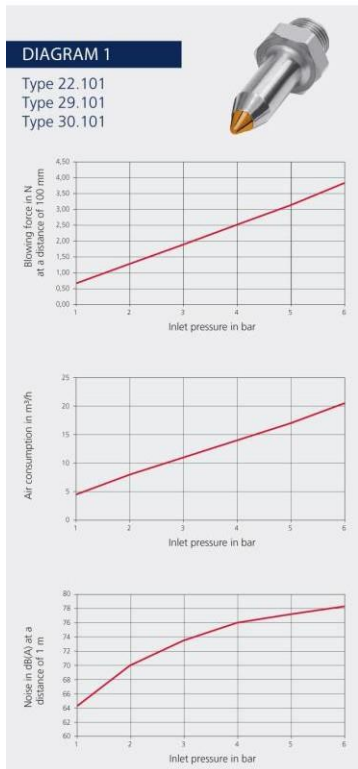


Diagram safety nozzles

DIAGRAM 4

Type 22.202
Type 29.202
Type 30.202

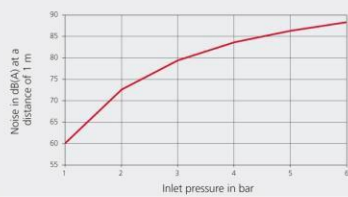
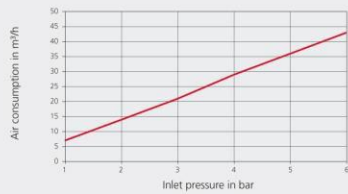
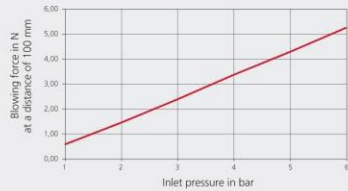


DIAGRAM 5

Type 22.203
Type 29.203
Type 30.203

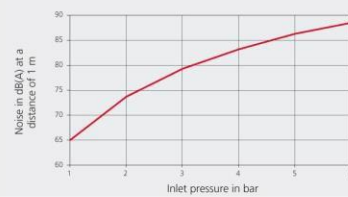
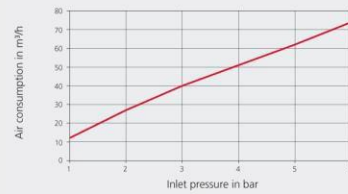
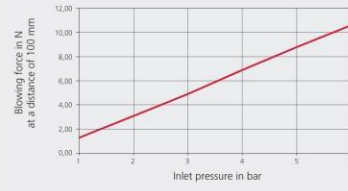


DIAGRAM 6

Type 22.204
Type 30.204

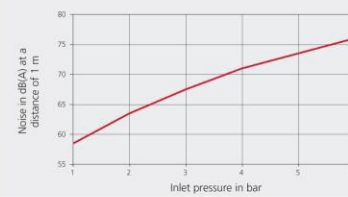
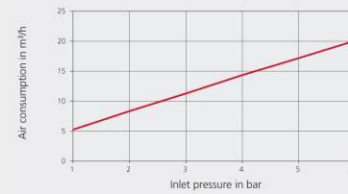
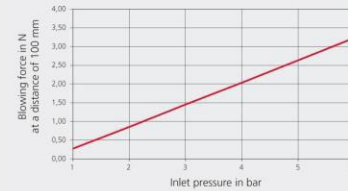


DIAGRAM 7

Type 22.205
Type 30.205

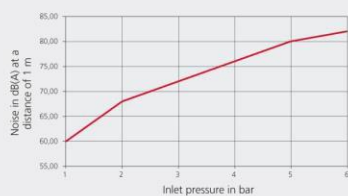
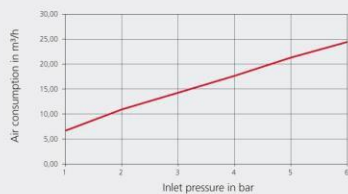
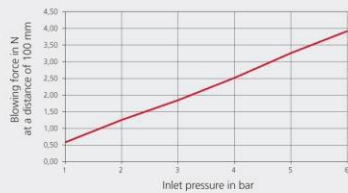


DIAGRAM 8

Type 22.206
Type 29.206
Type 30.206

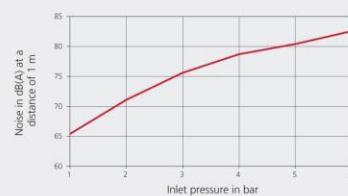
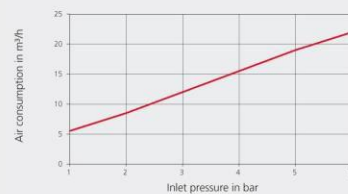
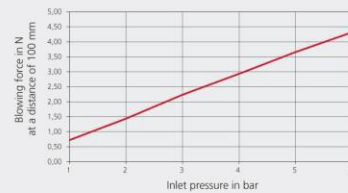


DIAGRAM 9

Type 22.207
Type 30.207

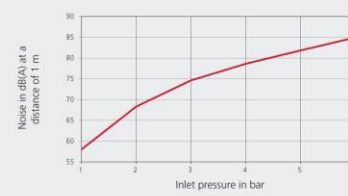
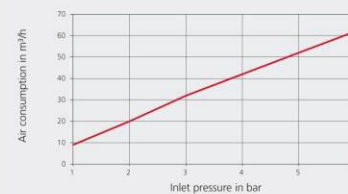
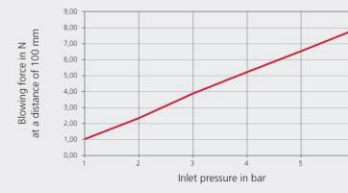


Diagram safety nozzles

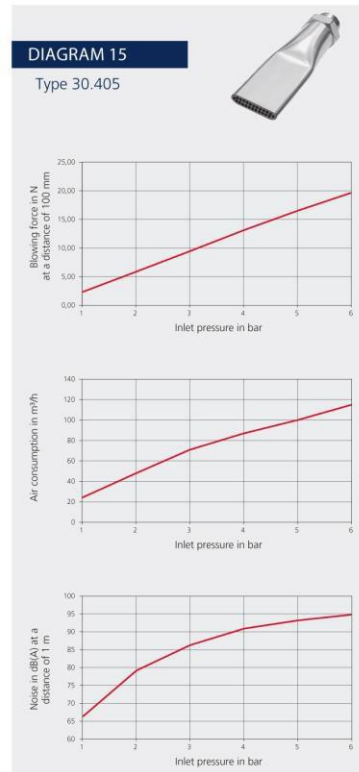
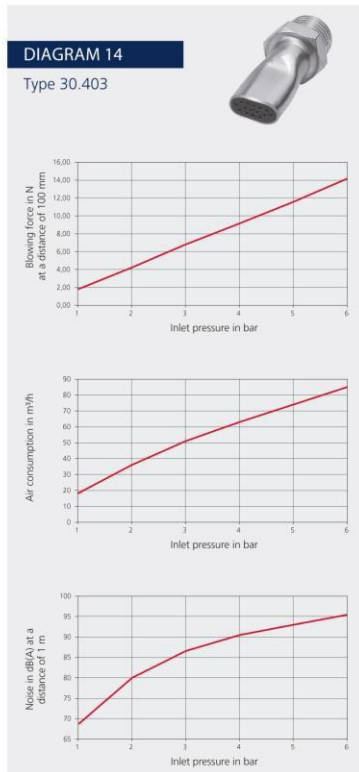
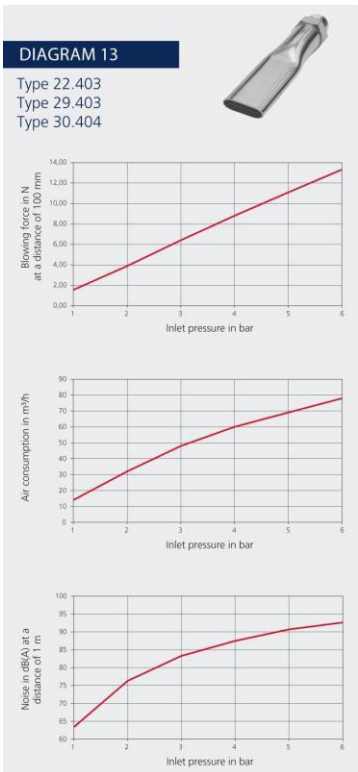
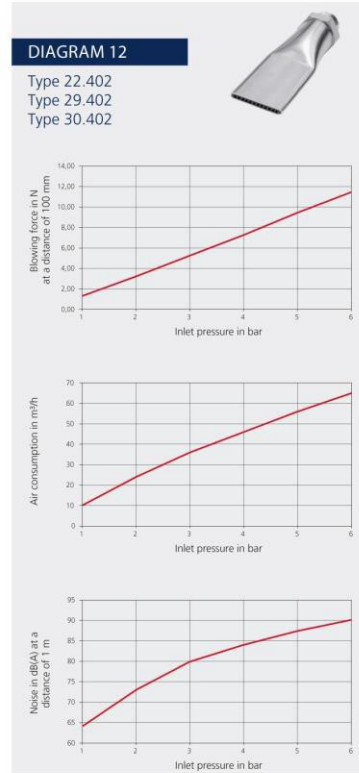
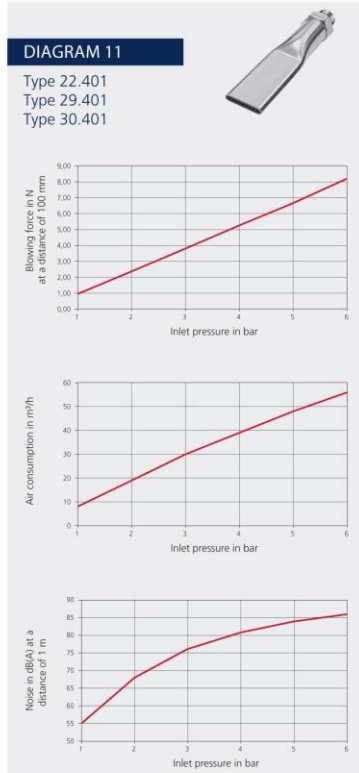
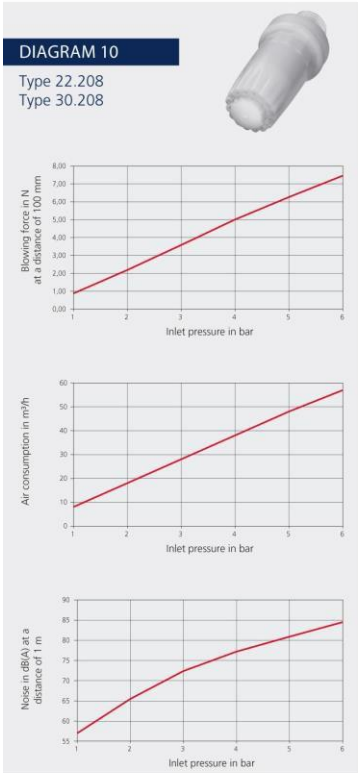


Diagram safety nozzles

DIAGRAM 16

Type 31.101

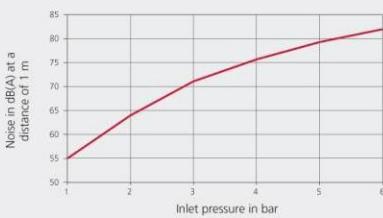
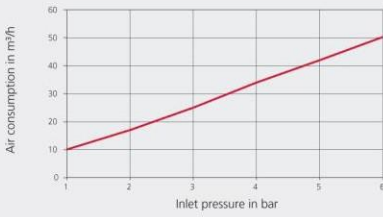


DIAGRAM 17

Type 31.102

